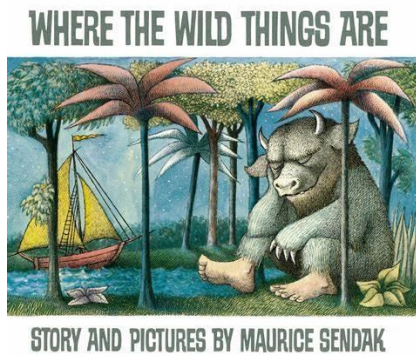


Welcome to Year 1! Below you will find information regarding what your child will be learning in Year 1 this term. As always, if you have any questions please ask a member of staff and we will be happy to help.

English – Writing

During this term, the children will be using their phonic knowledge to write words to form a sentence. They will use the texts below to support them to create a verbal sentence before writing. Children will start to use adjectives to add detail to their sentences.



The children will develop their sentences by:

- Starting a sentence with a capital letter
- Finishing their sentences with a full stop
- Leaving space between words within sentences

Children who master the above, will then be challenged to join sentences using the conjunction 'and'.

The children will also be writing about themselves to ensure they are writing both fiction and non-fiction genres.

Writing includes handwriting. We use the Read Write Inc. handwriting resources to support children to place letters in the correct place on the line and ensuring they are all the correct size for that letter.

To support at home, you can:



- Ask your child to describe what they can see around them with adjectives.
- Ensure children are correctly structuring spoken sentences, correcting them when needed and asking them to repeat it correctly back to you.



English – Reading

The children will be using two texts to support them to:

- Retrieve key information from text using pictures.
- Make predictions through drawing
- Understand new vocabulary (words)
- Retrieve key characters from a text



To support at home, you can share stories and...

- Ask who the characters are in different stories
- Discuss the meaning of different words within stories
- Make predictions about what might happen next
- Use pictures to tell you colours, actions and descriptions

Maths

This term in maths the children will be focusing on numbers within 10.

Children will:

- Sort, count and write numbers
- Count backwards from 10 to 0
- Find one more and one less
- Compare groups, numbers of objects and numbers
- Order objects and numbers
- Understand the number line



Children will then go on to understand part whole within 10 which consists of:

- Understanding number bonds
- Comparing number bonds
- Finding related facts

To support at home, you can:

- Count objects around the home and outside accurately
- Have races and discuss 1st, 2nd and 3rd
- Discuss groups of numbers using 'more' and 'fewer'

Phonics



Your child will have moved into a new group based on the assessments that take place at the end of every term. Your child will be given a book bag book every Thursday and the book they have been reading in phonics will be allocated to read online on Oxford Owl. It is important children read using 'Fred in their head' to gain fluency (speed) in reading. Books will need to be returned the following Wednesday.

You will receive a sheet of QR codes. The highlighted codes will show the sounds which your child needs to practice. Please scan the codes and repeatedly let your child watch the videos.

Please ensure you write in your child's record each time they read and ensure that their book is in school every day so that they can receive certificates in school.

Science

In science this term, the children will start learning about their body, including the senses.

DE Knowledge Organiser: Animals, including humans
All about me

Careers connected to the human body:
doctor, nurse, massage therapist,
personal trainer, theatre technician

Lesson Sequence

1. Discover the basic parts of the human body
2. Learn about your eyes and sight
3. Learn about your ears and hearing
4. Explore the tongue and taste
5. Explore your sense of touch
6. Discover how your nose smells

Human Skeleton

skull
joint

BODY PARTS

arm foot knee leg

5 SENSES

nose eye hand ear tongue

smell sight touch hearing taste

The Human Organs

brain
lung heart
limb

History

In history, the children will be learning about their own history.

Year 1 - How am I making history?

My Life Timeline

The year I was born
First birthday party!
I'm 1 today!
First day of school
Started Year 1
Now

memory
living memory
childhood
past
present

RE

In RE this term, the children will be learning about Christianity. The focus will be The Creation Story. They will consider whether they think God wants them to look after the world.

THE CREATION STORY

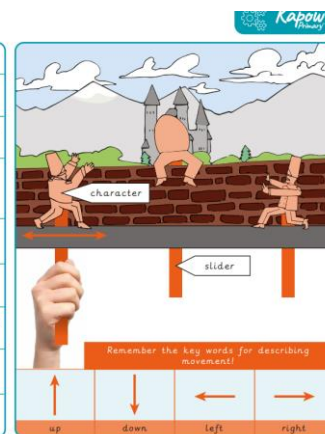


Design Technology

In DT this term the children will be creating moving pictures.

D&T - Making a moving storybook

assemble	To fix all parts together.
design	To make, draw or write plans for something.
design criteria	A set of instructions for the project.
evaluation	Looking at what is good and bad about something and thinking about how to make it better.
mechanism	A set of parts of a machine that work together.
model	A copy of a real object to show how it works or what it looks like.
sliders	Something that can move from side to side or up and down.
target audience	A person or particular group of people at whom a product is aimed.
test	To find out whether something works as it should.



PSHE

In PSHE this term, children will be discussing living in the wider world. They will learn about the importance of rules, what caring friendships are, how to look after the environment and also the importance of our parents and family.



PE

This term children will be learning to explore team building. This includes developing communication with partners and groups.

PE is on the following days:

Class 4: Thursday

Class 5: Thursday

Class 6: Wednesday

Children must wear their PE kit to school on the day of their PE lesson. Suitable footwear may include trainers. Please remove jewellery if possible. For earrings that cannot be taken out, they can have tape put over their earrings for PE.

Key Dates

26/09/24 Parent reading Session. 2:30-2:50

16/10/24 School Photos

Please keep looking on Dojo for any other information.