


We hope you have had a lovely Christmas and New Year. We have planned some fantastic lessons, which are detailed below.

English – Writing

During this term, the children will be consolidating their ability to write sentences using adjectives. They will continue to ensure all sentences have capital letters, full stops, finger spaces, and that they use their phonic knowledge to write words. The children will use the fantastic lenses to support them to write a variety of sentences to add depth and detail to their writing. The children will be writing narratives (stories) and non-fiction.



The children will develop their sentences by:

- Using the conjunction 'and' to join two clauses together.
- Adjectives to add description to their sentences.

Children who master the above, will then be challenged to start sentences in different ways, adding additional detail to their writing.

Writing includes handwriting. We use the Read Write Inc. handwriting resources to support children to place letters in the correct place on the line and ensuring they are all the correct size for that letter.

To support at home, you can:

- Ask children to describe what they can see around them with adjectives.
- Ask children to act out a character from a story and add voices to that role.

Children will have access continually to additional handwriting practice to take home. Practice makes perfect!




English – Reading



The children will be using two texts to support them to:

- Retrieve key information from text.
- Use what has already happened in the story to predict what might happen next.
- Understand new vocabulary (words)



To support at home, you can share stories and...

- Ask what has happened in the story.
- Ask your child for key information from a part of the story ie. 'Where was the cat'.
- Discuss any words that are unfamiliar to your child to help them to understand word meanings.

Maths

This term in maths the children will be focusing on addition and subtraction within 20.

Children will:

- Add and subtract by counting on or back.
- Add and subtract using number bonds.
- Use doubles and near doubles.
- Find a difference.
- Solve word problems.

Children will then go on to understand numbers within 50.

- Count up to 50, and then compare numbers to 50.
- Order numbers.
- Count in 2s, 5s and 10s.
- Solve picture and word problems.

To support at home, you can:

- Use 'Maths whizz' which is tailored to your child's knowledge to gain fluency in these areas.

Phonics

Your child will have moved into a new group based on the assessments that take place at the end of every term. Your child will be given a book bag book every Thursday and the book they have been reading in phonics will be allocated to read online on Oxford Owl. It is important children read using 'Fred in their head' to gain fluency (speed) in reading. Books will need to be returned the following Wednesday. Teachers can allocate videos for your children to watch at home. If you would like videos sending out, please let the class teacher know.

Please ensure you write in your child's record each time they read and ensure that their book is in school every day.



Science

In science this term, the children will start learning about different materials.

Knowledge Organiser: Exploring Everyday Materials 1 Careers connected to materials: builder, construction worker, material engineer

Lesson Sequence

1. Identify and name a variety of everyday materials
2. Distinguish between an object and the material it is made from
3. Describe the properties of everyday materials
4. Identify objects that are natural and those that are manmade
5. Predict and identify if an object will float or sink
6. Explore which materials are best for different objects

Natural objects

Man-made objects

Different Materials

Objects made from Materials

fabric	shirt
metal	bolts
wood	chair
plastic	bottle
Opaque	Transparent

Objects floating

Objects sinking

Objects which absorb water

Objects which repel water

History

In history, the children will be learning about toys from the past.

Year 1 - How have toys changed?

Timeline: 1920s, 1940s, 1980s, Now

1920s: Teddy bear (INTERFOTO / Alamy Stock Photo)

1940s: Doll (INTERFOTO / Alamy Stock Photo)

1980s: Game console (INTERFOTO / Alamy Stock Photo)

Now: Tablet (INTERFOTO / Alamy Stock Photo)

What is similar?

Old toys: Made from wood or metal. Moved by hand. Made by hand.

New toys: Made from plastic. Use batteries to move, light up or make noises. Made by machine.

RE

In RE this term, the children will be learning about the beliefs of Christians. They will be understanding how Jesus showed friendship through stories from the Bible. They will then reflect on whether it was always easy for Jesus to show friendship. Throughout their learning, they will be able to think about how these stories can be relevant withing their own friendships.



Art

In art this term, the children will be using paper to create 3D sculptures.

Year 1 - Sculpture and 3D

Artist: Samantha Stephenson, Louise Bourgeois

Tree of life: Many cultures have stories about a tree of life. The tree often represents all of nature. (Illustration by Sam Schagen-Wright)


2D - flat, like a drawing

3D - can be held, like a cylinder

Techniques: Scrum, Zig-zag, Fold, Spiral, Roll, Overlay

PSHE

In PSHE this term, children will be discussing their dreams and goals. They will understand how to acknowledge success and make achievable goals to aspire to. They will understand how to overcome obstacles and persevere towards their goals.



PE

This term children will be learning to explore Gymnastics. They will learn to:

- Explore, develop and combine travelling movements.
- Develop quality when performing and linking shapes.
- Develop stability and control when performing balances.
- Develop technique and control when performing shape jumps.

PE is on the following days:

Class 4: Thursday

Class 5: Monday

Class 6: Thursday

Children must have their PE kit in school and earrings must be removed for those days. Many children are still not bringing in PE kit so please ensure it is in school.

Key Dates

Keep a look out for dates this term when we will be welcoming you into school!

Websites :

Maths: [Parents - Maths-Whizz](#) , [Times Tables Rock Stars – Times Tables Rock Stars \(trockstars.com\)](#)

Phonics: <https://www.oxfordowl.co.uk/>