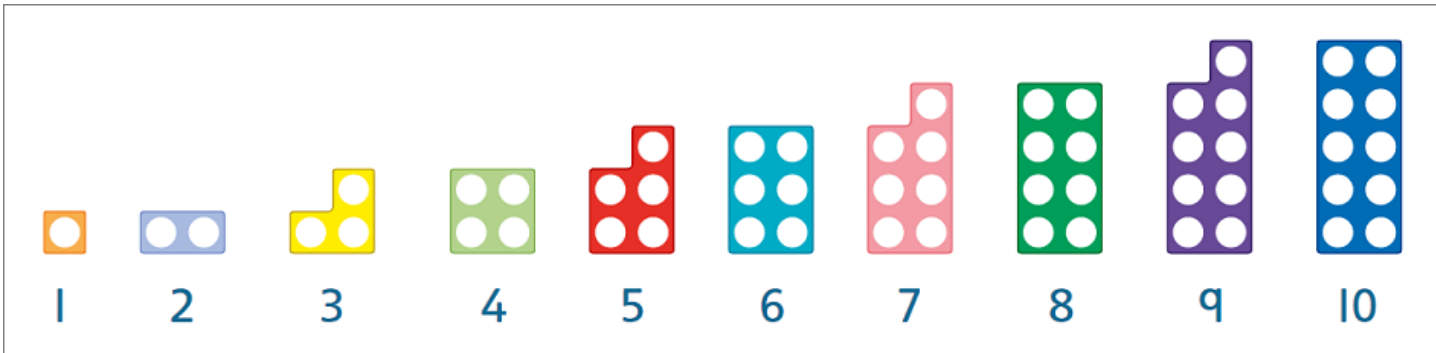


Mathematics

Numicon

In school we use something called 'Numicon'. These are different coloured plastic plates that each represent a number from 1-10. It is an approach that helps children to see connections between numbers.



Number formation

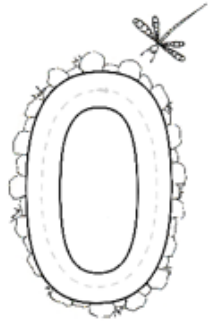
If your child is showing an interest in forming numbers, please turn over for the rhymes that we teach the children in Reception. As the year progresses we will introduce them to 10-20.

Number sense (from www.oxfordowl.co.uk)

Real life often provides the best opportunities to develop early maths skills like counting and recognising numbers. Below are some ideas to help your child explore numbers, giving them a great start to developing early maths skills and concepts.

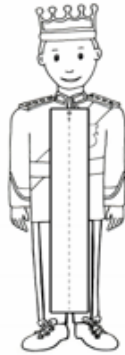
- Listen to and sing songs and rhymes.
- Talk about numbers around you (number plates, door numbers, and remote control).
- Read together (count objects on a page, look at page numbers).
- Count wherever you can (count toys, footsteps, cutlery, and laundry).
- Play maths games, board games.

Zero Pond



"Start at the top, nice and slow,
All the way round and there you go"

King One



"Top to toe and there you go!"

Tommy Two



"Hands round to knees,
Then straight across please!"

Thelma Three



"Over one hand, over the other,
Put back those tarts, and don't take another!"

Freddie Four



Down, across, oar in the water

Fiona Five



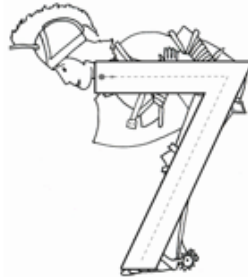
"Down her back, round you go,
Now arms out straight, don't be slow!"

Seal Six



"Slide down his tail, curl under his nose,
nearly there so strike a pose!"

Sir Seven




"From his helmet to his hips,
Now down to his boots with shiny tips!"

Eric Eight



























"All the way round, don't you stop,
not until you're back to the top!"

Nina Nine Bows



"Round her head, back to the top,
down to the ground, then you stop!"

My Sound Mat

								
<p>Maisey mountain mountain</p>	<p>Around the apple, down the leaf</p>	<p>Slither down the snake</p>	<p>Round his bottom, up his tall neck and down to his feet</p>	<p>Down the tower, across the tower</p>	<p>Down the body, dot for the head</p>	<p>Down Nobby and over his net</p>	<p>Down the plait and over the pirate's face</p>	<p>Round her face, down her hair and give her a curl</p>
								
<p>All around the orange</p>	<p>Curl around the caterpillar</p>	<p>Down the kangaroos body, tail and leg</p>	<p>Down and under, up to the top and draw a puddle</p>	<p>Down the laces, to heel, round the toe</p>	<p>Down the stem and draw the leaves</p>	<p>Lift off the top and scoop out the egg</p>	<p>Down the long leg</p>	<p>Down the head, to the hooves and over his back</p>
								
<p>Down his back, then curl over his arm</p>	<p>Down the body, curl and dot</p>	<p>Down a wing, up a wing</p>	<p>Down a horn , up a horn and under his head</p>	<p>Down up, down up</p>	<p>Zig-zag-zig</p>	<p>Round her head, up past her earrings and down her hair</p>	<p>Down the arm and leg, repeat the other side</p>	

